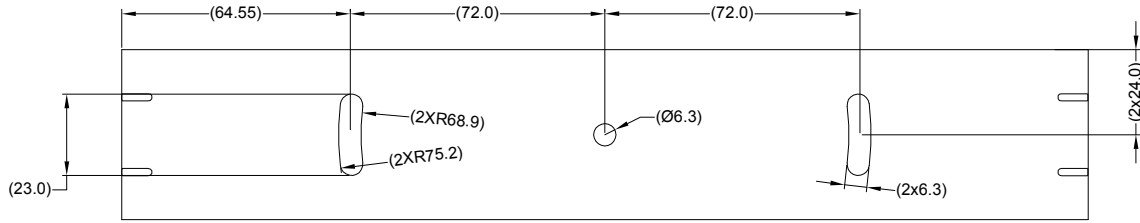
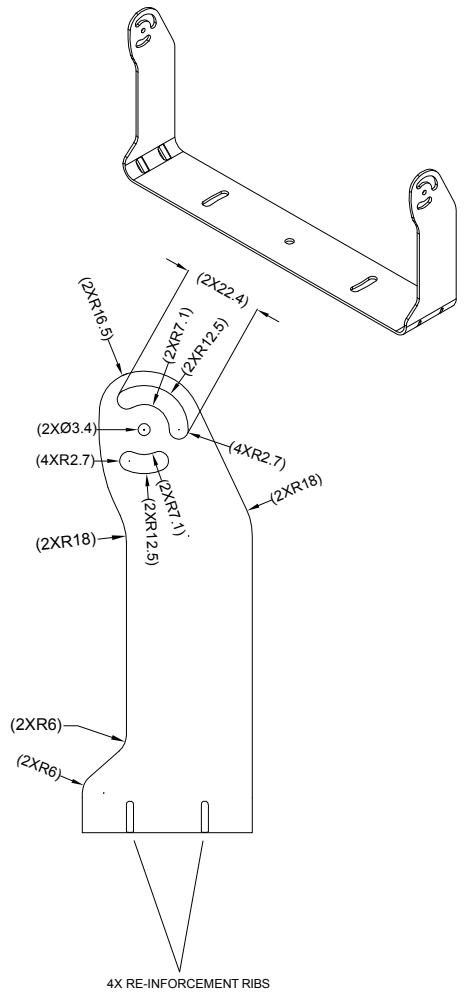
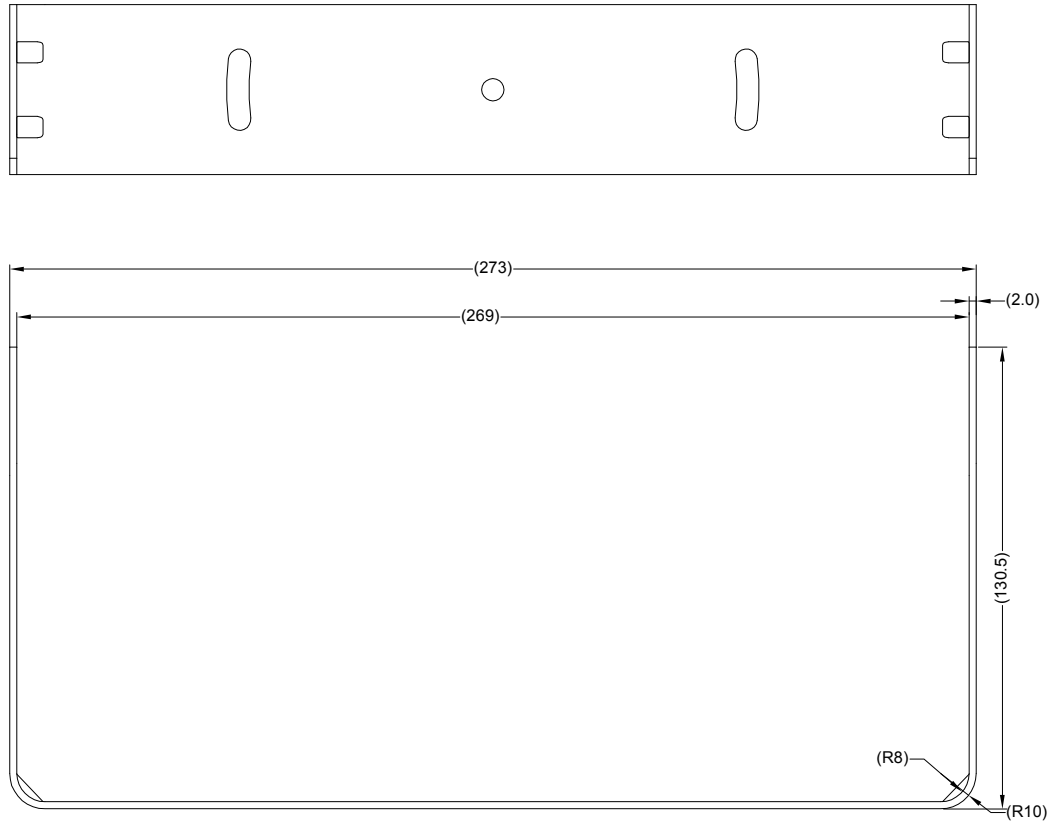
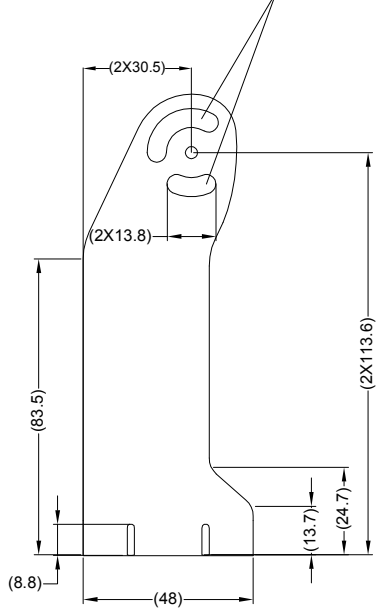


Revision Notes.				
R1 - NOTES UPDATED TO INCLUDE SPARE PART DETAILS AS PER ESA37.				
APA: Y.ZHANG	Drawn:R.BATES	Checked:M.BUTLER	Approved:B.CHILDS	Date: 28/07/15

TILT ANGLE RANGES:  
DASH MOUNT: +90° / -30°  
OVERHEAD MOUNT: +25° / -25°



- NOTES:  
1. FINISH: BLACK  
2. MATERIAL: SPCC STEEL.  
3. ALL BURS TO BE REMOVED FROM SHARPE EDGES.  
4. PART NO. 4465 IS SUPPLIED WITH 2X THUMB SCREWS, 2X HEX SCREWS AND HEX WRENCH.  
5. WHEN SUPPLIED AS A SPARE PART, PACKAGING AND LABELING TO BE DEFINED BY OPERATIONS AND MATERIALS.

**PROPRIETARY NOTICE**  
THIS DESIGN AND TECHNICAL INFORMATION APPEARING ON THIS DRAWING IS THE PROPERTY OF BRIGADE ELECTRONICS, AND IS DISCLOSED IN CONFIDENCE. IT IS NOT TO BE COPIED, REPRODUCED, REVEALED TO OR EXPROPRIATED BY OTHERS, EITHER IN WHOLE OR IN PART WITHOUT THE EXPRESS WRITTEN CONSENT OF BRIGADE ELECTRONICS.

**BRIGADE**<sup>®</sup>  
www.brigade-electronics.com

Assembly Pl Approval D.LAM 06.11.13	Approved by S.MATTHEWS	Checked by M.BUTLER	Released 07/11/13	Drawn by A.FEDERIGHI
Angle of Projection 	Units mm	Scale N/A	Status RELEASED	Assembly Ref BMM-023
Third Angle	Part No 4465	BE-002665-01-13		